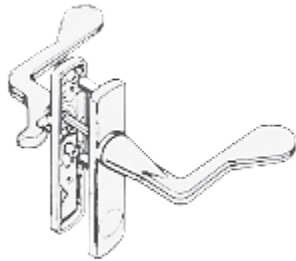


## Knob and Push Pull Latches



### #970 INSWINGING DOOR LATCH

- For inswinging wood or metal doors 5/8" to 1-3/8" thick
- 1-3/4" installation hole spacing
- Installs in three 5/16" holes
- 7/8" backset from jamb (door stop)

#### Stocking Part #'s

- **970AL** (Aluminum)
- **970BL** (Black)

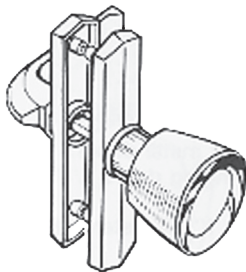


### V1000 PUSH-PULL LATCH

- For outswinging wood or metal doors 7/8" to 1-3/8" thick
- Installs in one 1" diameter hole
- 1-1/16" backset from jamb (door stop)
- Pull to open from outside, push to open from inside

#### Stocking Part #'s

- **V1000** (Aluminum)
- **V1000BR** (Brass Color)

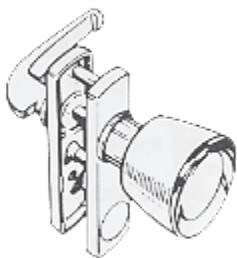


### V666 TULIP KNOB LATCH

- For outswinging wood or metal doors 7/8" to 1-1/8" thick
- 3" installation hole spacing
- Installs in three 5/16" holes
- 7/8" backset from jamb (door stop)
- Includes spring loaded strike plate and all installation hardware

#### Stocking Part #'s

- **V666** (Aluminum)
- **V666BL** (Black)

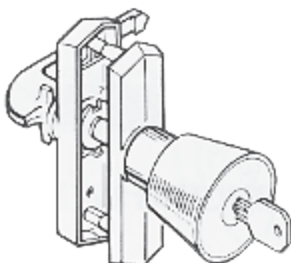


### V777 TULIP KNOB LATCH

- For outswinging wood or metal doors 3/4" to 1-1/8" thick
- 1-3/4" installation hole spacing
- Installs in three 5/16" holes
- 7/8" backset from jamb (door stop)
- Includes spring loaded strike plate and all installation hardware

#### Stocking Part #'s

- **V777** (Aluminum)
- **V777BL** (Black)



### V909 TULIP KEY-IN-KNOB LATCH

- For outswinging wood or metal doors 7/8" to 1-1/8" thick
- 3" installation hole spacing
- Installs in three 1/2" holes
- 1" backset from jamb (door stop)
- Keyed knob for unlocking latch
- Includes spring loaded strike plate and all installation hardware

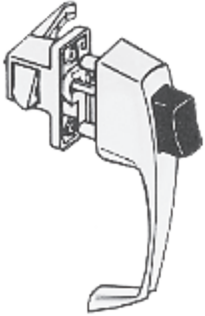
#### Stocking Part #'s

- **V909** (Aluminum)



## Knob and Push Pull Latches


### V333 TIE-DOWN HANDLE



- For outswinging wood or metal doors 3/4" to 1-1/4" thick
- 1-3/4" installation hole spacing
- Installs in three 5/16" holes
- "No Lock Out" feature prevents accidental lock out
- Contains two sizes of strikes and shims to provide adjustment for varying backsets

#### Stocking Part #'s

- V333 (Aluminum)
- V333BL (Black)

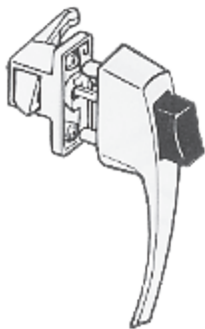


### VCK333X3BL COLONIAL STYLE, KEYED BUTTON, TIE-DOWN HANDLE

- For outswinging wood or metal doors 3/4" to 1-1/4" thick
- 1-3/4" installation hole spacing
- Installs in three 5/16" holes
- "No Lock Out" feature prevents accidental lock out
- Contains two sizes of strikes and shims to provide adjustment for varying backsets

#### Stocking Part #'s

- VCK333x3BL (Black)

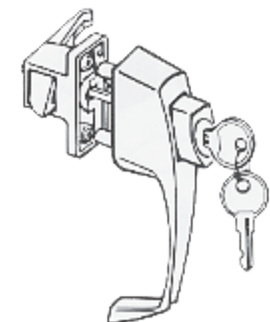


### VF333 FREE HANGING HANDLE

- For outswinging wood or metal doors 3/4" to 1-1/4" thick
- 1-3/4" installation hole spacing
- Installs in three 5/16" holes
- "No Lock Out" feature prevents accidental lock out
- Contains two sizes of strikes and shims to provide adjustment for varying backsets

#### Stocking Part #'s

- VF333 (Aluminum)
- VF333BL (Black)



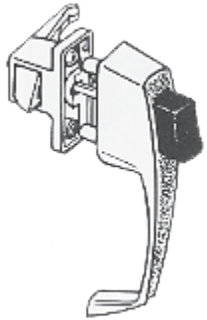
### VK333X3 KEYED BUTTON, TIE-DOWN HANDLE

- For outswinging wood or metal doors 3/4" to 1-1/4" thick
- 1-3/4" installation hole spacing
- Installs in three 5/16" holes
- "No Lock Out" feature prevents accidental lock out
- Contains two sizes of strikes and shims to provide adjustment for varying backsets

#### Stocking Part #'s

- VK333x3 (Aluminum)
- VK333x3BL (Black)

## Knob and Push Pull Latches

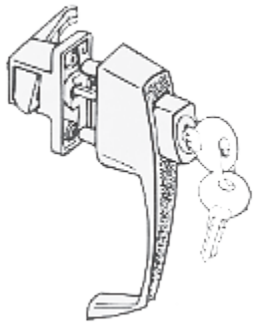


### V398 TIE-DOWN

- PUSH BUTTON HANDLE FOR 1-1/2" INSTALLATION HOLE SPACING

#### Stocking Part #'s

- V398 (Aluminum)
- V398BL (Black)

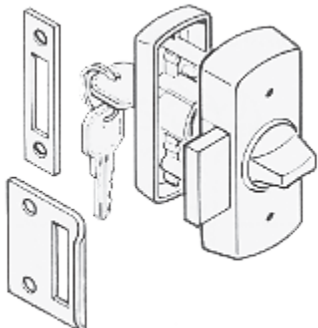


### VK398X3 KEYED BUTTON, TIE-DOWN

- PUSH BUTTON HANDLE FOR 1-1/2" INSTALLATION HOLE SPACING

#### Stocking Part #'s

- VK398x3 (Aluminum)
- VK398x3BL (Black)

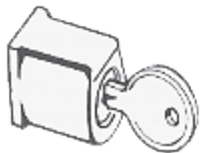


### V114 STORM & SCREEN KEY LOCK DEADBOLT

- Key operated outside, thumb turn inside deadbolt for doors 5/8" to 1-1/2" thick

#### Stocking Part #'s

- V114 (Aluminum)
- V114BL (Black)




### V3 KEY LOCK PUSH BUTTON

- Converts all Wright Products Push Button latches to key locking units

#### Stocking Part #'s

- V3 (Aluminum)
- V3BL (Black)



### V777ST REPLACEMENT STRIKE PLATE

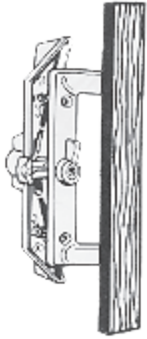
- Resilient strike plate with slotted holes for easy adjustment

#### Stocking Part #'s

- V777ST (Aluminum)
- V777STBL (Black)



## Patio Door Hardware

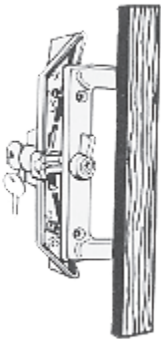


### V1104 SURFACE MOUNTED PATIO DOOR LATCH

- Reversible for right or left hand application on doors 1" to 1-1/4" thick
- 3-15/16" installation hole spacing
- No Lock-Out Feature

#### Stocking Part #'s

- V1104 (Aluminum)
- V1104BL (Black)




### VK1104 KEYED SURFACE MOUNTED PATIO DOOR LATCH

- Reversible for right or left hand application on doors 1" to 1-1/4" thick
- 3-15/16" installation hole spacing
- Key lock for extra security
- No Lock-Out Feature

#### Stocking Part #'s

- VK1104 (Aluminum)



### V1104IS SURFACE MOUNTED PATIO DOOR INSIDE LATCH ASSEMBLY

- Inside portion of the V1104

#### Stocking Part #'s

- V1104IS (Aluminum)
- V1104ISBL (Black)



### V1147H PATIO DOOR HANDLE

- Oak handle designed for use with V1195

#### Stocking Part #'s

- V1147H (Aluminum)
- V1147HBL (Black)

## Patio Door Hardware



### V1195 FLUSH MOUNTED PATIO DOOR LATCH

- Reversible for right or left hand application on doors 1" to 1-1/4" thick
- Flush mount into door stile with 1/16" projection on inside and outside of patio door
- Includes seven different latch hooks to fit virtually all applications
- 6-1/2" installation hole spacing

#### Stocking Part #'s

- V1195 (Aluminum)
- V1195BL (Black)



### VK1195 KEYED FLUSH MOUNTED PATIO DOOR LATCH

- Reversible for right or left hand application on doors 1" to 1-1/4" thick
- Flush mount into door stile with 1/16" projection on inside and outside of patio door
- Includes seven different latch hooks to fit virtually all applications
- Key lock for added security
- 6-1/2" installation hole spacing

#### Stocking Part #'s

- VK1195 (Aluminum)
- VK1195BL (Black)

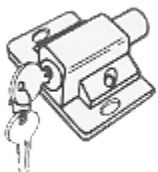


### V1200 SURFACE MOUNTED PATIO DOOR LATCH

- Reversible for right or left hand application on doors 7/8" to 1-1/4" thick
- Surface mount in three holes, 4-15/16" installation hole spacing
- Anti-lift bolt resists prying or lifting of door
- Retractable latch prevents lock out

#### Stocking Part #'s

- V1200 (Aluminum)
- V1200BL (Black)

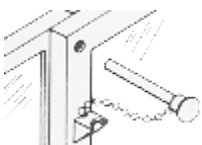


### V104 KEYED PATIO DOOR AUXILIARY LOCK

- Locks moveable door panel
- Easily locked by pushing bolt, requires key to unlock
- Installs with two one-way screws, requires 3/8" hole for bolt

#### Stocking Part #'s

- V104 (Aluminum)



### V108 PATIO DOOR PIN LOCK

- Locks moveable sliding door or window to opposing panel – no key required
- Installs in 1/4" hole
- Pin holder for storage when not in use

#### Stocking Part #'s

- V108 (Aluminum)



## Storm Door Closers



### V1020 STANDARD DUTY PNEUMATIC DOOR CLOSER

- Used alone for light and medium weight doors or in pairs for heavier full view storm doors

#### Stocking Part #'s

- V1020 (Aluminum)
- V1020BL (Black)




### VH440 HYDRAULIC (OIL FILLED) DOOR CLOSER

- Hydraulic mechanism provides smooth “no bounce” action
- Aluminum tube assembly
- Rotate tube to adjust closing speed
- For wood or metal outswinging doors
- Full 90 degree opening
- Two hole end plug for adjustable latching power

#### Stocking Part #'s

- VH440 (Aluminum)
- VH440BL (Black)



### V2105 MEDIUM DUTY PNEUMATIC DOOR CLOSER WITH EXTERNAL SPRING

- External spring for prevention of rod overextension
- Packed with wide and narrow door brackets

#### Stocking Part #'s

- V2105 (Aluminum)



### V920 STANDARD DUTY PNEUMATIC DOOR CLOSER

- Our most popular model. Used alone for light and medium weight doors or in pairs for heavier full view storm doors

#### Stocking Part #'s

- V920 (Aluminum)
- V920BL (Black)



### V11 SPRING AND CHAIN DOOR RETAINER

- Wind chain and spring for storm and screen doors
- Mounting brackets and screws included
- Helps prevent door closer damage

#### Stocking Part #'s

- V11 (Zinc Plated)
- V11BL (Black)



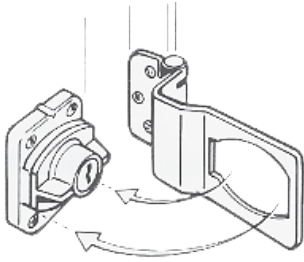
### V16 ADJUSTABLE DOOR SPRING

- Length adjusts from 13” to 17”

#### Stocking Part #'s

- V16 (Aluminum)

## Parts and Accesories




### V341 KEY LOCKING HASP

- For storage areas, garages, gates, tool boxes, etc.
- Latches without key, locks with key

#### Stocking Part #'s

- V341 (Aluminum)
- V341-KA-832 (Aluminum)



### V832CS PANEL CLIPS & KNURLED SCREWS

- Heavy extruded aluminum clips fit most screen or storm door panels
- Aluminum knurled screws
- 8 per card

#### Stocking Part #'s

- V832CS (Aluminum)




### V5 KEY LOCK UNIT

- Key lock for V1195 set

#### Stocking Part #'s

- V5 (Aluminum)

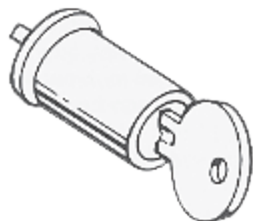


### V4 KEY LOCK UNIT

- Key lock for V1104 set

#### Stocking Part #'s

- V4 (Aluminum)



### V7 KEY LOCK UNIT

- Converts V777, V888 and 970 to key lock operation
- Fits 7/8" to 1-1/8" doors
- Installs by dilling 3/4" hole through the door

#### Stocking Part #'s

- V7 (Aluminum)